# L6S/L6 Split Beam UV-VIS Spectrophotometer
# L3S/L3 Split Beam VIS Spectrophotometer



- Split beam optical system
- 8-inch multi color touch-screen
- Automatic zero and full scale adjustment
- Thermal plotter optional
- Automatic wavelength settings
- automatic 8 position cuvette holder
- Equipped with USB port
- Software optional

## Common Features

1、Legend series spectrophotometers adopt split beam survey optical system, and blazed holographic gratings. They have outstanding test precision and very competitive prices.
2、8-inch multi color touch-screen, cutting-edge user interface, powerful functions, and easy operation.
3、The automated 8 position cuvette holder facilitates the operation under each measurement mode.
4、With powerful functions, the equipment shows great performance in qualitative and quantitative testing, such as:
   - Full-spectrum scanning
   - Detailed spectrum scanning
   - Time-based kinetics determination
   - GOTO λ
   - Linear regression
   - Concentration direct reading
   - Peak / Valley detecting
   - Multi-wavelength measurement
5、The equipment is designed with sophisticated power protection system. With high capacity of internal memory, it can store testing results, scanned images, regression equations and correction data. Therefore, it follows a fast initialization when power on.
6、The instrument can be connected with dedicated printer, which can print testing results, or draw curve from spectral scanning, fixed wavelength time-based scanning, and linear regression.
7、There is a USB port on the device, and UVwin8 software is optional to order. The device can be connected to a PC, which can not only enhance the performance in data testing and spectrum scanning, but also expand the memory to save more testing results.

## Specifications

| | L6S | L6 | L3S | L3 |
|---|---|---|---|---|
| Photometry | Split Beam | | | |
| Monochromator Type | Czerny-Turner | | | |
| Focal Length | 160mm | | | |
| Grating | 1200 lines/mm | | | |
| Detector | Silicon Photocell | | | |
| Spectrum Bandwidth | 2nm | | | |
| Wavelength Setting | 8-inch color touch-screen | | | |
| Wavelength Range | 190-1100nm | | 325-1100nm | |
| Wavelength Accuracy | ±0.5nm | | | |
| Wavelength Repeatability | ≤0.2nm | | | |
| Photometric Range | 0.0-200.0%T<br>-0.301-4.000A<br>0.000-9999C | | | |
| Photometric Accuracy | ±0.3%T<br>±0.002Abs (0-0.5A)<br>±0.004 Abs (0.5-1A) | | ±0.5%T | |
| Photometric Repeatability | ≤0.15%T<br>0.001 Abs (0-0.5A)<br>0.002 Abs (0.5-1A) | | ≤0.2%T | |
| Scanning Speed | Fast-Medium-Slow | ○ | Fast-Medium-Slow | ○ |
| Baseline | ≤±0.002A<br>(200-1090nm) | ○ | ≤±0.002A<br>(335-1090nm) | ○ |
| Stray Light | ≤0.03%T<br>( at 220nm NaI,<br>360nm $NaNo_2$ ) | ≤0.05%T<br>( at 220nm NaI,<br>360nm $NaNo_2$ ) | ≤0.05%T<br>( at 360nm $NaNo_2$ ) | |
| Noise | 100% (T) noise≤0.15%(T) ,<br>0% (T) noise≤0.1%(T) | | 100% (T) noise≤0.2%(T) ,<br>0% (T) noise≤0.1%(T) | |
| Drifting | ±0.0009 Abs/30min<br>(at 250nm and 500nm after 2h warm up) | | ±0.0009 Abs/30min<br>(at 500nm after 2h warm up) | |
| Power | AC220V±22V 50Hz±1Hz,200W | | AC220V±22V 50Hz±1Hz,120W | |
| Packaging Size | 710mm X 590mm X 505mm 0.21$M^3$ 40kg | | | |

## Standard Accessories

| | |
|---|---|
| User manual | 1pc |
| Glass cuvette 1cm | 4pcs |
| Quartz cuvette 1cm | 2pcs ( L6,L6S only ) |
| Power cable | 1pc |
| Fuse | 2pcs |

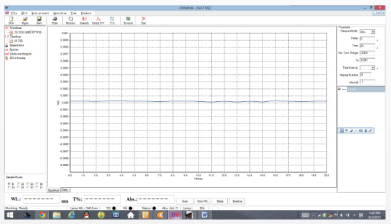

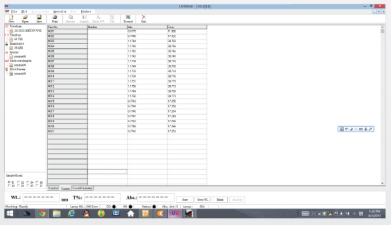

## Optional Accessories
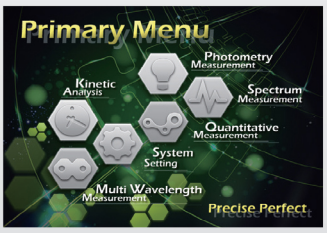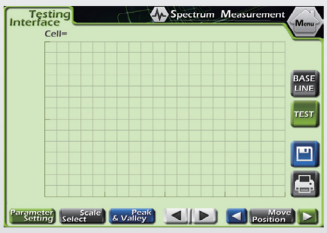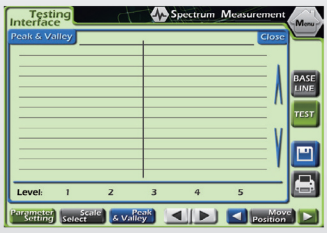
Thermal plotter
Cuvette holder 50mm
Cuvette holder 100mm
UV WIN8 Spectrum data processing software